



# 2023-2024



## CROWLEY INDEPENDENT SCHOOL DISTRICT

# H.F. Stevens Middle School Quality Report

## Comprehensive Accountability System

Metrics that Matter to our Community

### DISTRICT-ASSIGNED SCHOOL QUALITY RATING <sup>TBD</sup>

## 2023-2024 ACADEMICS

8TH GRADE ALGEBRA I

Approaches	Meets	Masters
100%	84%	59%

8TH GRADE MATH (Board Goal) ★

Approaches	Meets	Masters
65%	34%	13%

8TH GRADE READING

Approaches	Meets	Masters
73%	49%	17%

TEA Rating: TBD


Baseline Year 2023

## Student ENROLLMENT



### Pre-AP Enrollment


420 421



2021-2022 2022-2023

## TEACHER Information <sup>5</sup>

### Teacher-to-Student Ratio



Teacher Student

### Teacher Tenure

23

0-4 Years

43

5+ Years

66 TEACHERS ON CAMPUS

## STUDENT SUPPORTS <sup>5</sup>

### SOCIAL EMOTIONAL LEARNING SUPPORTS

Counselors	✓
SEL Specialists	✓
Interventionists	✓
AFTER SCHOOL PROGRAMS	
21st Century	✓
Tutorials	✓

## Attendance <sup>5</sup> PERCENTAGE

93.73%

93.65%

2022-2023

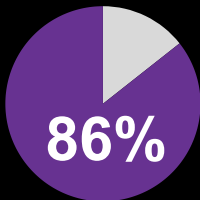
2023-2024

## SCHOOL ENVIRONMENT

## Positive Student BEHAVIOR <sup>4</sup>

★ (Board Goal)

% of students with no OSS



## Student DISCIPLINE

Discipline Incidents

2022-2023	ISS	379
	OSS	253
2023-2024	ISS	153
	OSS	114

In-school suspension Out-of-school suspension

## ENGAGEMENT OPPORTUNITIES

### PARENT INVOLVEMENT <sup>5</sup>

- Victory Mayfest
- Family Movie Night
- All Pro Dad Chapter
- PTA
- PTO



### STUDENT CLUBS <sup>5</sup>

- Fine Arts
- Student Council
- Art Club
- Junior Cadet Corp
- Step Team
- Intramural Sports
- Girls in STEM
- Sports
- Cheer
- UIL
- Solavare
- Onraka
- Amistad
- Reveur
- Junior National Honor Society
- Student Council
- Theater Club
- Student Men in Training (MIT)
- Jewels
- Girls in STEM
- Boys in STEM

## CAMPUS COMMUNICATION



SOCIAL MEDIA

TEXTS/CALLS



NEWSLETTERS



SKYWARD GRADES



# 2023-2024

## CROWLEY INDEPENDENT SCHOOL DISTRICT



# H.F. Stevens Middle School Quality Report

## Comprehensive Accountability System



### Crowley ISD School Board

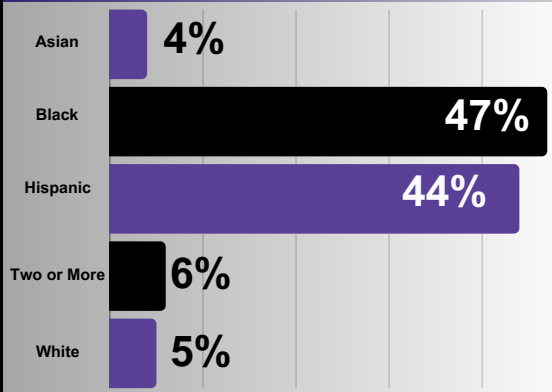
Our aspiration in Crowley ISD is to ensure that all students have access to a GREAT SCHOOL and are provided excellent educational experiences so that they achieve their full potential. When our students graduate from Crowley ISD, they will leave with more than a diploma. They will leave with choices and opportunities. We designed this School Quality Report (SQR) to highlight metrics that matter and to share with our community the areas of progress, the areas of opportunity, and the comprehensive quality of each school in Crowley ISD. This SQR is our effort to increase transparency by synthesizing the quantitative metrics with qualitative parent voices to provide a complete assessment of school quality.

“ My daughter was [at HFS]-she's now a sophomore at CHS, but both of my boys attend and I haven't had any real issues. Dr. Robins is very nice and the other admin have been good to us as well... it has its usual challenges as with any school, but my kids love it there.  
**Liana, H.F. Stevens Parent** ”

“ H.F. Stevens Middle School is defined by its commitment to nurturing curiosity, fostering a love for learning, and creating a supportive community where every student feels valued and empowered.  
**Lisa, H.F. Stevens Teacher** ”

“ I feel loved, seen, and supported. And I learn a lot!  
**Kiristen, H.F. Stevens Student** ”

### CAMPUS DEMOGRAPHICS



### ECONOMICALLY DISADVANTAGED

# 82%

### RUBRIC SCALE

- 1** NEEDS ATTENTION
- 2** AVERAGE
- 3** GOOD
- 4** EXCEPTIONAL
- 5** GREAT

Visit <http://crowleyisdtx.org> for more details regarding our rubric.



# GRADED ON 2023-2024 DATA

CROWLEY INDEPENDENT SCHOOL DISTRICT

## Crowley ISD Quality Report

### Comprehensive Accountability System Rubric

Metrics that Matter to our Community

#### RUBRIC SCALE

- 1** NEEDS ATTENTION
- 2** AVERAGE
- 3** GOOD
- 4** EXCEPTIONAL
- 5** GREAT

#### FINANCE FUND BALANCE

- 1** Less than 9%
- 2** 10-14%
- 3** 14-17%
- 4** 18-19%
- 5** 20%

#### GRADUATION RATE

- 1** 89% or less
- 2** 89-90%
- 3** 90-92%
- 4** 93-94%
- 5** 95% or greater

#### DISTRICT-ASSIGNED SCHOOL QUALITY RATING

- 1** F
- 2** D
- 3** C
- 4** B
- 5** A

#### TEACHER INFORMATION

Total # of 5 plus year teachers divided by the total # of teachers to get the percentage

- 1** 10-19%
- 2** 20-38%
- 3** 39-48%
- 4** 49-59%
- 5** 60% or greater

#### College, Career and Military Readiness (CCMR)

- 1** 60-70%
- 2** 71-80%
- 3** 81-90%
- 4** 91-94%
- 5** 95% or greater

### SCHOOL ENVIRONMENT

#### POSITIVE STUDENT BEHAVIOR

##### ELEMENTARY

- 1** 85 or less
- 2** 86-89
- 3** 90-91
- 4** 92-94
- 5** 95 or greater

##### SECONDARY

- 1** 69%
- 2** 70-73%
- 3** 74-84%
- 4** 85-91%
- 5** 92% or greater

#### STUDENT SUPPORTS

##### ELEMENTARY

- 1** 1 out of 6
- 2** 2 out of 6
- 3** 3 out of 6
- 4** 4 out of 6
- 5** 5 out of 6

##### SECONDARY

- 1** 2 or less
- 3** 3 out of 6
- 5** 4 out of 5

#### ATTENDANCE PERCENTAGE

##### ELEMENTARY

- 1** 85% or less
- 2** 86-89%
- 3** 90-92%
- 4** 93-94%
- 5** 95% or greater

##### SECONDARY

- 1** 69%
- 2** 70-73%
- 3** 74-84%
- 4** 85-91%
- 5** 92% or greater

#### PARENT AND STUDENT ENGAGEMENT OPPORTUNITIES

##### Parent Involvement

- 1** 0      **5** 2 or more
- 2** 1

##### Student Clubs

- 1** 0      **5** 5 or more
- 2** 1      **3** 3-4

#### REFER TO SECONDARY RATINGS FOR DISTRICT

Visit <http://crowleyisdtx.org> for more details

